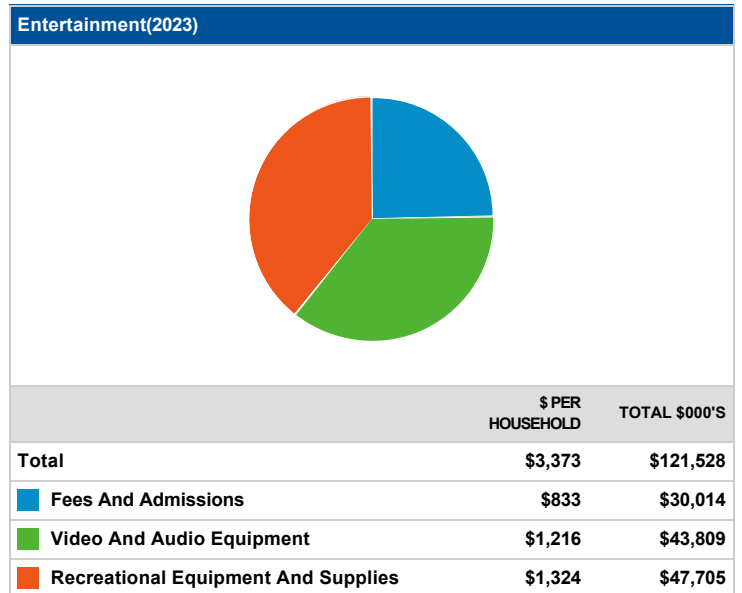
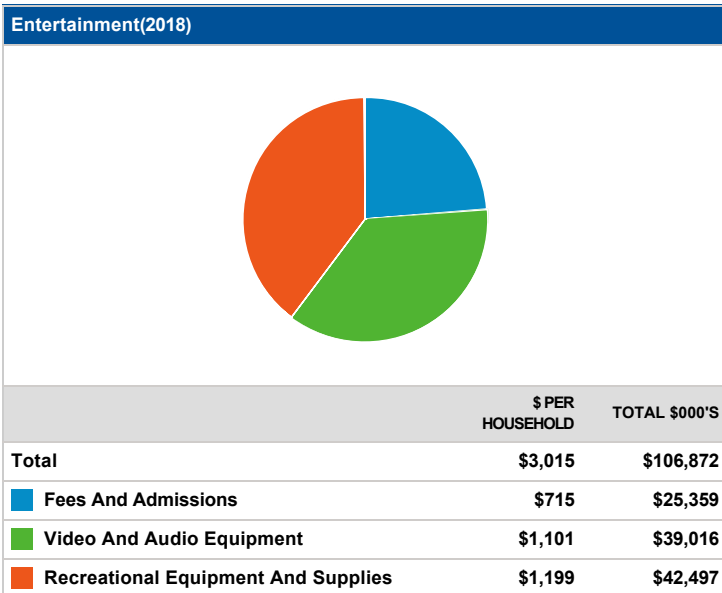
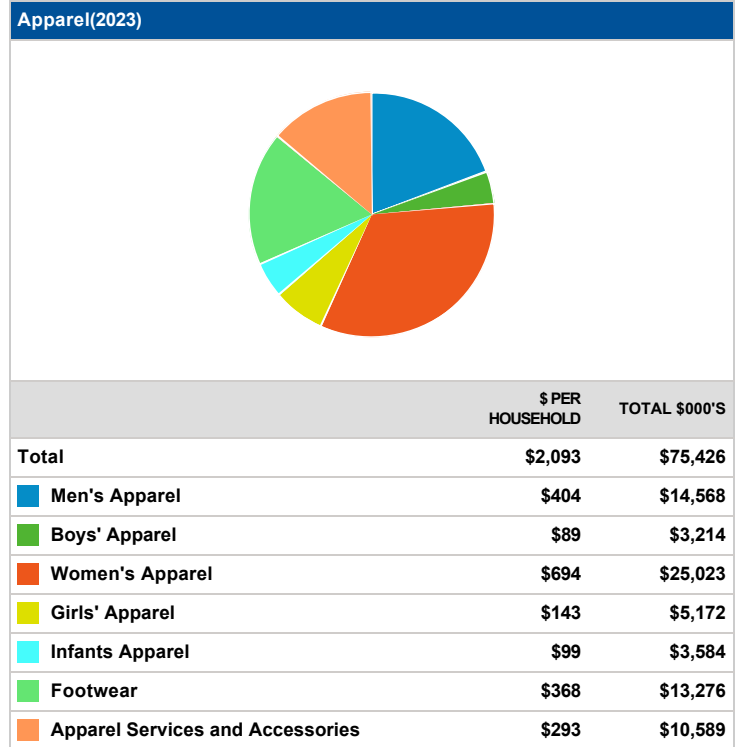
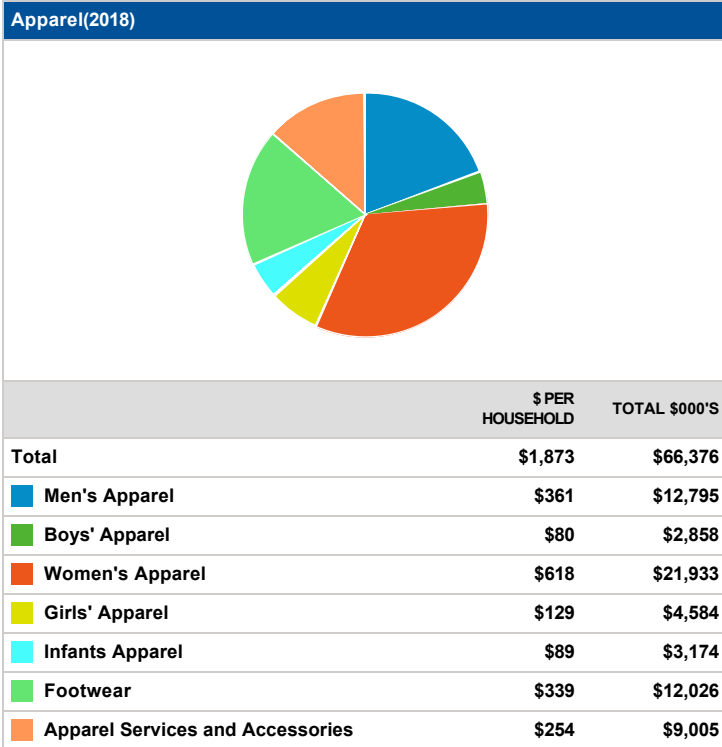




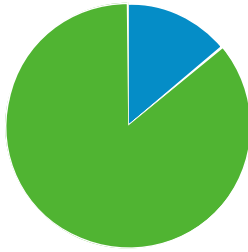
Kokomo, IN

Consumer Expenditures Report (Kokomo, IN)

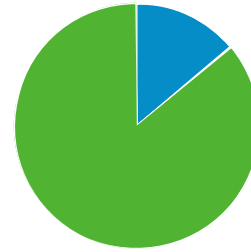


Education(2018)

Education(2023)

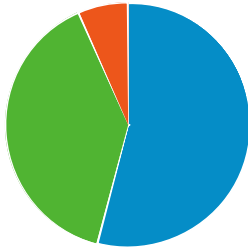


	\$ PER HOUSEHOLD	TOTAL \$000'S
Total	\$1,894	\$67,136
Books And Supplies	\$265	\$9,399
Tuition	\$1,629	\$57,736



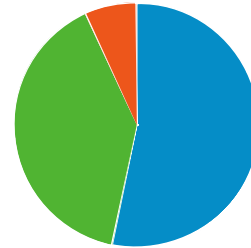
	\$ PER HOUSEHOLD	TOTAL \$000'S
Total	\$2,221	\$80,040
Books And Supplies	\$310	\$11,202
Tuition	\$1,910	\$68,837

Food and Beverages(2018)



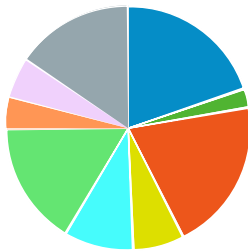
	\$ PER HOUSEHOLD	TOTAL \$000'S
Total	\$8,018	\$284,150
Food At Home	\$4,338	\$153,748
Food Away From Home	\$3,147	\$111,522
Alcoholic Beverages	\$532	\$18,880

Food and Beverages(2023)



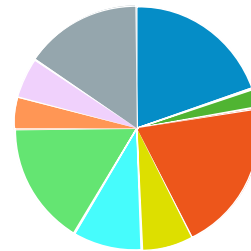
	\$ PER HOUSEHOLD	TOTAL \$000'S
Total	\$8,828	\$318,016
Food At Home	\$4,704	\$169,484
Food Away From Home	\$3,516	\$126,680
Alcoholic Beverages	\$606	\$21,853

Gifts(2018)



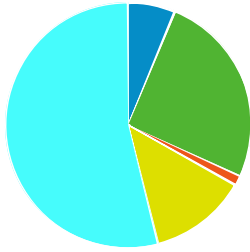
	\$ PER HOUSEHOLD	TOTAL \$000'S
Total	\$1,299	\$46,042
Gifts Of Apparel	\$257	\$9,132
Gifts Of Apparel Accessories	\$32	\$1,165
Gifts Of Education	\$262	\$9,292
Gifts Of Recreation	\$88	\$3,142
Gifts Of Food And Beverages	\$119	\$4,248
Gifts Of Household Furnishings And Equipment	\$211	\$7,502
Gifts Of Household	\$55	\$1,959
Gifts Of Transportation	\$70	\$2,484
Gifts Elsewhere Unspecified	\$200	\$7,118

Gifts(2023)



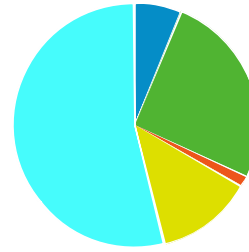
	\$ PER HOUSEHOLD	TOTAL \$000'S
Total	\$1,501	\$54,099
Gifts Of Apparel	\$297	\$10,711
Gifts Of Apparel Accessories	\$38	\$1,370
Gifts Of Education	\$302	\$10,898
Gifts Of Recreation	\$102	\$3,692
Gifts Of Food And Beverages	\$138	\$4,981
Gifts Of Household Furnishings And Equipment	\$244	\$8,818
Gifts Of Household	\$63	\$2,291
Gifts Of Transportation	\$81	\$2,948
Gifts Elsewhere Unspecified	\$232	\$8,390

Household Furnishings(2018)



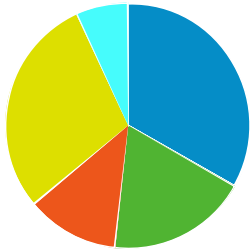
	\$ PER HOUSEHOLD	TOTAL \$000'S
Total	\$1,835	\$65,046
Household Textiles	\$115	\$4,096
Furniture	\$468	\$16,594
Floor Coverings	\$25	\$888
Major Appliances	\$237	\$8,432
Housewares And Small Appliances	\$988	\$35,035

Household Furnishings(2023)



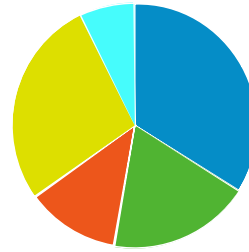
	\$ PER HOUSEHOLD	TOTAL \$000'S
Total	\$2,073	\$74,681
Household Textiles	\$129	\$4,660
Furniture	\$532	\$19,184
Floor Coverings	\$29	\$1,066
Major Appliances	\$266	\$9,596
Housewares And Small Appliances	\$1,115	\$40,175

Shelter(2018)



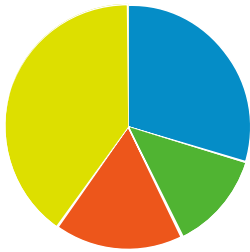
	\$ PER HOUSEHOLD	TOTAL \$000'S
Total	\$11,167	\$395,716
Mortgage Interest	\$3,711	\$131,516
Property Taxes	\$2,063	\$73,121
Miscellaneous Owned Dwelling Costs	\$1,367	\$48,458
Rental Costs	\$3,257	\$115,445
Other Lodging	\$766	\$27,176

Shelter(2023)



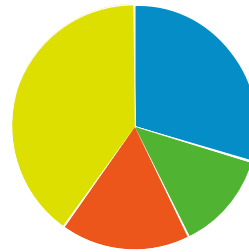
	\$ PER HOUSEHOLD	TOTAL \$000'S
Total	\$12,478	\$449,512
Mortgage Interest	\$4,230	\$152,405
Property Taxes	\$2,354	\$84,804
Miscellaneous Owned Dwelling Costs	\$1,547	\$55,754
Rental Costs	\$3,432	\$123,645
Other Lodging	\$913	\$32,904

Household Operations(2018)



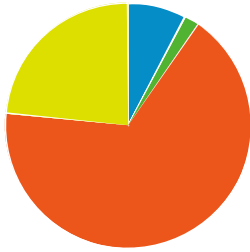
	\$ PER HOUSEHOLD	TOTAL \$000'S
Total	\$1,486	\$52,676
Babysitting And Elderly Care	\$441	\$15,637
Household Services	\$194	\$6,908
Alimony And Child Support	\$253	\$8,979
Household Supplies	\$596	\$21,152

Household Operations(2023)



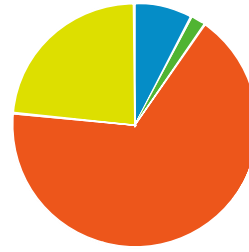
	\$ PER HOUSEHOLD	TOTAL \$000'S
Total	\$1,707	\$61,518
Babysitting And Elderly Care	\$506	\$18,229
Household Services	\$223	\$8,066
Alimony And Child Support	\$291	\$10,518
Household Supplies	\$685	\$24,705

Personal Care(2018)



	\$ PER HOUSEHOLD	TOTAL \$000'S
Total	\$702	\$24,885
Hair Care	\$54	\$1,939
Electric Personal Care Appliances	\$13	\$490
Personal Care Services	\$469	\$16,641
Personal Care Products	\$164	\$5,815

Personal Care(2023)



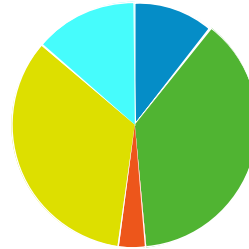
	\$ PER HOUSEHOLD	TOTAL \$000'S
Total	\$780	\$28,126
Hair Care	\$60	\$2,192
Electric Personal Care Appliances	\$15	\$555
Personal Care Services	\$522	\$18,807
Personal Care Products	\$182	\$6,572

Utilities(2018)



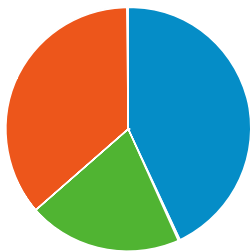
	\$ PER HOUSEHOLD	TOTAL \$000'S
Total	\$4,136	\$146,581
Natural Gas	\$438	\$15,555
Electricity	\$1,574	\$55,783
Fuel Oil And Other Fuels	\$150	\$5,322
Telephone Service	\$1,410	\$49,985
Other Utilities	\$562	\$19,936

Utilities(2023)



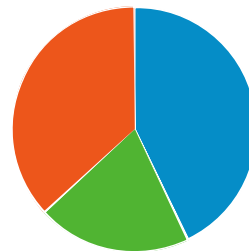
	\$ PER HOUSEHOLD	TOTAL \$000'S
Total	\$4,508	\$162,424
Natural Gas	\$481	\$17,354
Electricity	\$1,707	\$61,503
Fuel Oil And Other Fuels	\$164	\$5,921
Telephone Service	\$1,538	\$55,436
Other Utilities	\$616	\$22,210

Reading(2018)



	\$ PER HOUSEHOLD	TOTAL \$000'S
Total	\$119	\$4,251
Newspapers	\$51	\$1,825
Magazines	\$24	\$871
Books	\$43	\$1,555

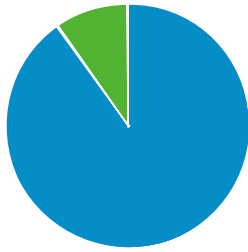
Reading(2023)



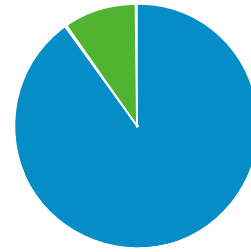
	\$ PER HOUSEHOLD	TOTAL \$000'S
Total	\$134	\$4,846
Newspapers	\$57	\$2,082
Magazines	\$27	\$993
Books	\$49	\$1,772

Tobacco(2018)

Tobacco(2023)

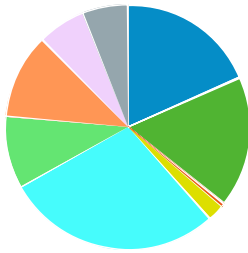


	\$ PER HOUSEHOLD	TOTAL \$000'S
Total	\$348	\$12,341
Cigarettes	\$313	\$11,106
Other Tobacco Products	\$34	\$1,235



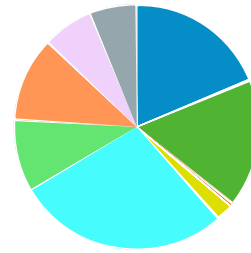
	\$ PER HOUSEHOLD	TOTAL \$000'S
Total	\$367	\$13,253
Cigarettes	\$331	\$11,926
Other Tobacco Products	\$36	\$1,326

Transportation(2018)



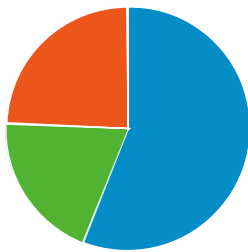
	\$ PER HOUSEHOLD	TOTAL \$000'S
Total	\$10,337	\$366,310
New Vehicle Purchase	\$1,904	\$67,504
Used Vehicle Purchase	\$1,793	\$63,570
Motorcycles (New And Used)	\$43	\$1,557
Vehicle Finance Charges	\$237	\$8,405
Gasoline And Oil	\$2,934	\$103,986
Vehicle Repair And Maintenance	\$980	\$34,749
Vehicle Insurance	\$1,159	\$41,075
Public Transportation	\$649	\$23,024
Other Transportation Costs	\$633	\$22,441

Transportation(2023)



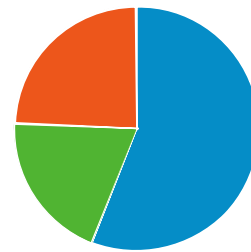
	\$ PER HOUSEHOLD	TOTAL \$000'S
Total	\$11,395	\$410,515
New Vehicle Purchase	\$2,145	\$77,284
Used Vehicle Purchase	\$1,928	\$69,456
Motorcycles (New And Used)	\$47	\$1,724
Vehicle Finance Charges	\$259	\$9,350
Gasoline And Oil	\$3,193	\$115,044
Vehicle Repair And Maintenance	\$1,079	\$38,895
Vehicle Insurance	\$1,269	\$45,743
Public Transportation	\$751	\$27,067
Other Transportation Costs	\$720	\$25,952

Health Care(2018)



	\$ PER HOUSEHOLD	TOTAL \$000'S
Total	\$4,444	\$157,488
Health Care Insurance	\$2,487	\$88,145
Health Care Services	\$878	\$31,122
Health Care Supplies And Equipment	\$1,078	\$38,221

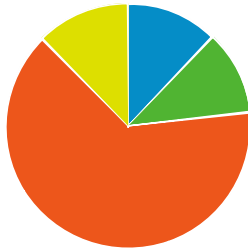
Health Care(2023)



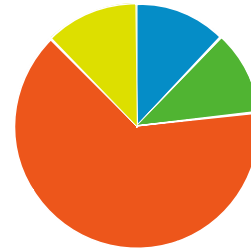
	\$ PER HOUSEHOLD	TOTAL \$000'S
Total	\$4,849	\$174,691
Health Care Insurance	\$2,713	\$97,753
Health Care Services	\$957	\$34,492
Health Care Supplies And Equipment	\$1,178	\$42,446

Miscellaneous Expenses(2018)

Miscellaneous Expenses(2023)



	\$ PER HOUSEHOLD	TOTAL \$000'S
Total	\$809	\$28,679
Legal And Accounting	\$98	\$3,473
Funeral And Cemetery	\$90	\$3,200
Finance Charges Excluding Mortgage And Vehicle	\$520	\$18,447
Other Miscellaneous Expenses	\$100	\$3,560



	\$ PER HOUSEHOLD	TOTAL \$000'S
Total	\$891	\$32,122
Legal And Accounting	\$108	\$3,891
Funeral And Cemetery	\$99	\$3,599
Finance Charges Excluding Mortgage And Vehicle	\$573	\$20,645
Other Miscellaneous Expenses	\$110	\$3,987

Personal Insurance(2018)		
	\$ PER HOUSEHOLD	TOTAL \$000'S
		\$386

Personal Insurance(2023)		
	\$ PER HOUSEHOLD	TOTAL \$000'S
		\$445

Contributions(2018)		
	\$ PER HOUSEHOLD	TOTAL \$000'S
		\$2,251

Contributions(2023)		
	\$ PER HOUSEHOLD	TOTAL \$000'S
		\$2,632

Retail Potential(2018)		
	\$ PER HOUSEHOLD	TOTAL \$000'S
Other Health and Personal Care Stores	\$90	\$3,202
Gasoline Stations with Convenience Stores	\$2,392	\$84,793
Gasoline Stations without Convenience Stores	\$1,253	\$44,425
Men's Clothing Stores	\$72	\$2,561
Women's Clothing Stores	\$192	\$6,828
Childrens' and Infant's Clothing Stores	\$66	\$2,344
Family Clothing Stores	\$342	\$12,122
Clothing Accessory Stores	\$13	\$474
Other Apparel Stores	\$52	\$1,859
Shoe Stores	\$184	\$6,547
Jewelry Stores	\$92	\$3,263
Luggage Stores	\$1	\$48
Sporting Goods Stores	\$197	\$6,995
Hobby, Toy, and Game Stores	\$101	\$3,600
Sewing and Needlecraft Stores	\$15	\$567
Musical Instrument Stores	\$48	\$1,704
Book Stores	\$161	\$5,720
Record,Tape,and CD Stores	\$92	\$3,285
Department Stores	\$1,811	\$64,188
Warehouse Superstores	\$823	\$29,185
Other General Merchandise Stores	\$234	\$8,318
Florists	\$22	\$813
Office and Stationary Stores	\$95	\$3,389
Gift and Souvenir Stores	\$80	\$2,869
Used Merchandise Stores	\$45	\$1,596

Pet and Pet Supply Stores	\$214	\$7,601
Art Dealers	\$12	\$456
Mobile Home Dealers	\$0	\$22
Other Miscellaneous Retail Stores	\$75	\$2,662
Mail Order and Catalog Stores	\$706	\$25,026
Vending Machines	\$78	\$2,778
Fuel Dealers	\$208	\$7,402
Other Direct Selling Establishments	\$131	\$4,653
Hotels and Other Travel Accommodations	\$180	\$6,410
RV Parks	\$2	\$84
Rooming and Boarding Houses	\$1	\$45
Full Service Restaurants	\$1,238	\$43,880
Limited Service Restaurants	\$1,249	\$44,290
Special Food Services and Catering	\$209	\$7,411
Drinking Places	\$95	\$3,371

Source: Applied Geographic Solutions, 2018

