



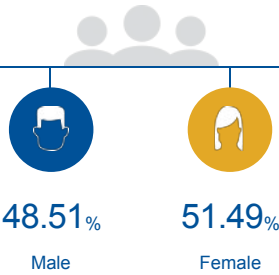
## Kokomo, IN

### People

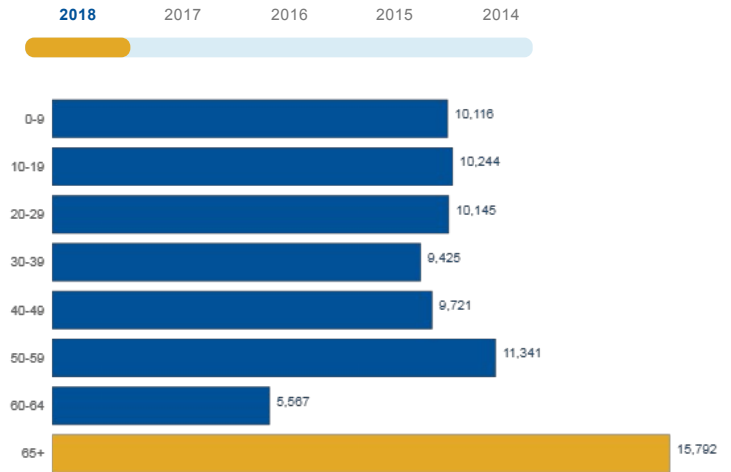
The total population of Kokomo, IN is 82,351. The median age is 40.35

**82,351**

Total Population



### Age Distribution

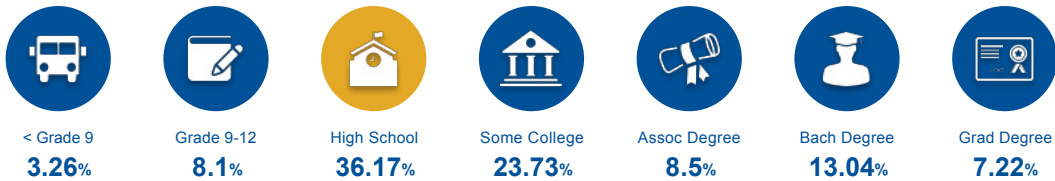


Median Age

**40**

### Educational Attainment

The majority of the population in Kokomo, IN has a high school degree, and 28.76% have a college degree.



# Labor Force



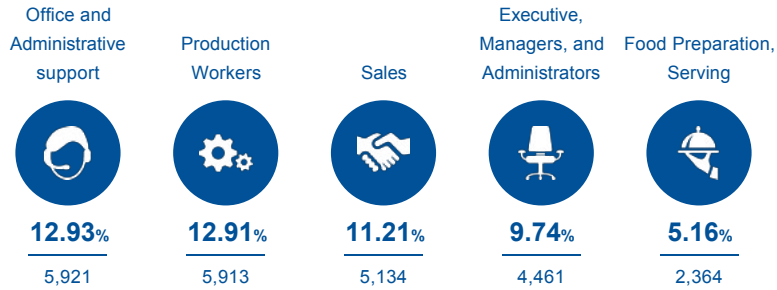
Kokomo, IN has a labor force of 38,956 people.

## 38,956

Labor Force

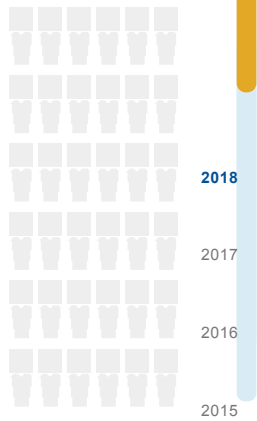
## Talent

Where are the top jobs by occupation?



Total Employees

# 0



The work distribution of total employees in Kokomo, IN is:



Total Establishments

## 3,334



## Income and Spending



Households in Kokomo, IN earn a median yearly income of \$49,980. 32.06% of the households earn more than the national average each year. Household expenditures average \$54,126 per year. The majority of earnings get spent on Shelter, Transportation, Food and Beverages, Health Care, and Utilities.



**\$49,980**

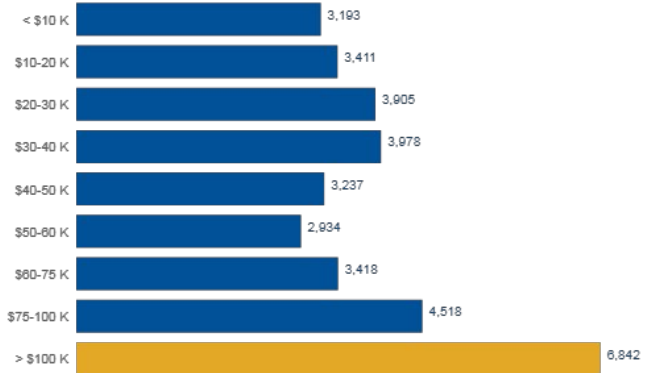
Median Household Income

**0%** more than the county

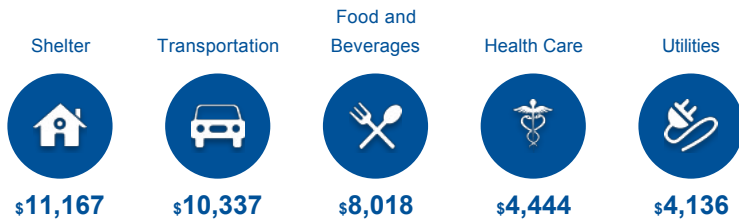
**9%** less than the state

**17%** less than the nation

### Income Distribution



How do people spend most of their money?  
PER HOUSEHOLD



**\$54,126**

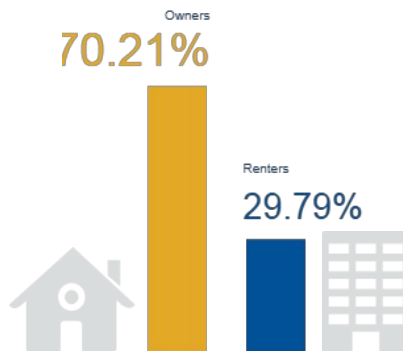
Median Household Expenditure

## Housing



There are 136% more households who own their homes than there are renters.

### Owners vs. Renters



## Taxes



Top State Corporate Income Tax

6.5%

Top State Corporate Capital Gains Tax

6.5%

Top State Personal Income Tax

3.3%

Top State Personal Capital Gains Tax

3.4%

State Sales Tax

7%