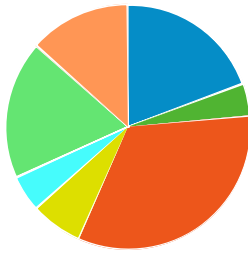




Howard County, Indiana

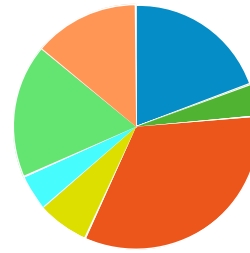
Consumer Expenditures Report (Howard County, Indiana)

Apparel (2017)



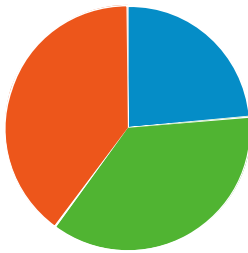
	\$ PER HOUSEHOLD	TOTAL \$000'S
Total	\$1,729	\$60,729
Men's Apparel	\$333	\$11,707
Boys' Apparel	\$74	\$2,619
Women's Apparel	\$570	\$20,043
Girls' Apparel	\$119	\$4,201
Infants Apparel	\$82	\$2,909
Footwear	\$315	\$11,068
Apparel Services and Accessories	\$233	\$8,180

Apparel (2022)



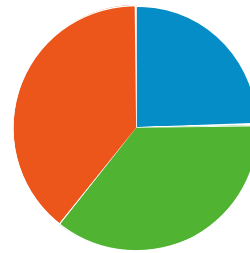
	\$ PER HOUSEHOLD	TOTAL \$000'S
Total	\$1,955	\$70,425
Men's Apparel	\$378	\$13,623
Boys' Apparel	\$83	\$2,998
Women's Apparel	\$648	\$23,344
Girls' Apparel	\$133	\$4,818
Infants Apparel	\$92	\$3,340
Footwear	\$345	\$12,430
Apparel Services and Accessories	\$274	\$9,871

Entertainment (2017)



	\$ PER HOUSEHOLD	TOTAL \$000'S
Total	\$2,782	\$97,702
Fees And Admissions	\$655	\$22,996
Video And Audio Equipment	\$1,018	\$35,759
Recreational Equipment And Supplies	\$1,109	\$38,947

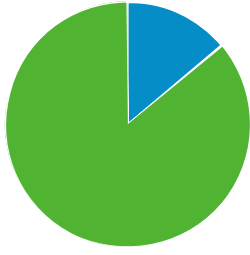
Entertainment (2022)



	\$ PER HOUSEHOLD	TOTAL \$000'S
Total	\$3,153	\$113,563
Fees And Admissions	\$776	\$27,971
Video And Audio Equipment	\$1,137	\$40,971
Recreational Equipment And Supplies	\$1,238	\$44,621

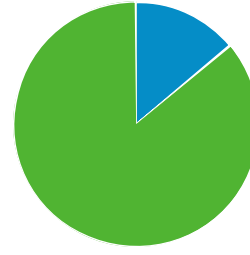
Education (2017)

Education (2022)



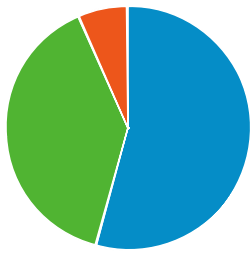
	\$ PER HOUSEHOLD	TOTAL \$000'S
Total	\$1,733	\$60,874
Books And Supplies	\$242	\$8,520
Tuition	\$1,491	\$52,354

Food and Beverages (2017)



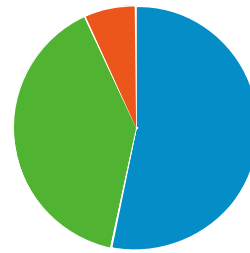
	\$ PER HOUSEHOLD	TOTAL \$000'S
Total	\$2,074	\$74,709
Books And Supplies	\$290	\$10,452
Tuition	\$1,784	\$64,257

Food and Beverages (2022)



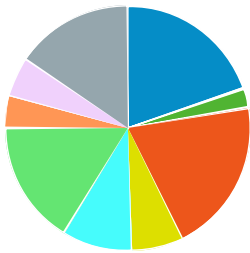
	\$ PER HOUSEHOLD	TOTAL \$000'S
Total	\$7,423	\$260,626
Food At Home	\$4,029	\$141,482
Food Away From Home	\$2,904	\$101,961
Alcoholic Beverages	\$489	\$17,183

Gifts (2017)



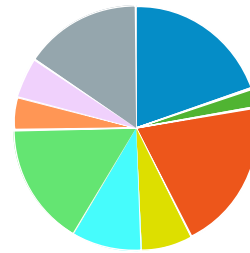
	\$ PER HOUSEHOLD	TOTAL \$000'S
Total	\$8,257	\$297,386
Food At Home	\$4,401	\$158,531
Food Away From Home	\$3,289	\$118,478
Alcoholic Beverages	\$565	\$20,376

Gifts (2022)



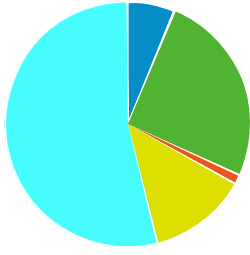
	\$ PER HOUSEHOLD	TOTAL \$000'S
Total	\$1,189	\$41,744
Gifts Of Apparel	\$235	\$8,283
Gifts Of Apparel Accessories	\$30	\$1,057
Gifts Of Education	\$240	\$8,430
Gifts Of Recreation	\$81	\$2,849
Gifts Of Food And Beverages	\$109	\$3,851
Gifts Of Household Furnishings And Equipment	\$193	\$6,802
Gifts Of Household	\$50	\$1,776
Gifts Of Transportation	\$63	\$2,246
Gifts Elsewhere Unspecified	\$183	\$6,449

Household Furnishings (2017)

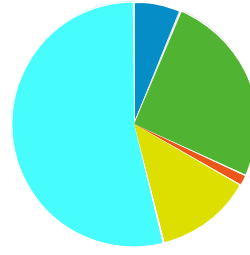


	\$ PER HOUSEHOLD	TOTAL \$000'S
Total	\$1,400	\$50,444
Gifts Of Apparel	\$277	\$9,987
Gifts Of Apparel Accessories	\$35	\$1,278
Gifts Of Education	\$282	\$10,164
Gifts Of Recreation	\$95	\$3,444
Gifts Of Food And Beverages	\$128	\$4,643
Gifts Of Household Furnishings And Equipment	\$228	\$8,221
Gifts Of Household	\$59	\$2,135
Gifts Of Transportation	\$76	\$2,745
Gifts Elsewhere Unspecified	\$217	\$7,826

Household Furnishings (2022)



	\$ PER HOUSEHOLD	TOTAL \$000'S
Total	\$1,690	\$59,347
Household Textiles	\$106	\$3,744
Furniture	\$430	\$15,125
Floor Coverings	\$22	\$804
Major Appliances	\$219	\$7,706
Housewares And Small Appliances	\$910	\$31,969



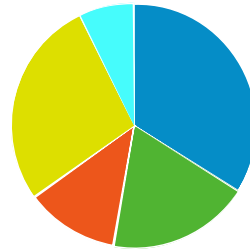
	\$ PER HOUSEHOLD	TOTAL \$000'S
Total	\$1,940	\$69,900
Household Textiles	\$120	\$4,356
Furniture	\$498	\$17,944
Floor Coverings	\$27	\$996
Major Appliances	\$249	\$8,968
Housewares And Small Appliances	\$1,044	\$37,636

Shelter (2017)

Shelter (2022)



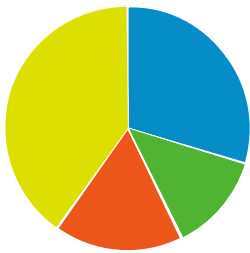
	\$ PER HOUSEHOLD	TOTAL \$000'S
Total	\$10,311	\$362,012
Mortgage Interest	\$3,413	\$119,826
Property Taxes	\$1,894	\$66,526
Miscellaneous Owned Dwelling Costs	\$1,260	\$44,241
Rental Costs	\$3,044	\$106,883
Other Lodging	\$698	\$24,536



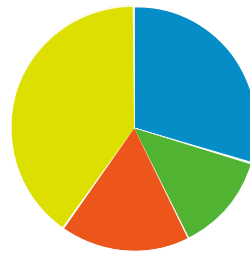
	\$ PER HOUSEHOLD	TOTAL \$000'S
Total	\$11,663	\$420,069
Mortgage Interest	\$3,954	\$142,428
Property Taxes	\$2,196	\$79,097
Miscellaneous Owned Dwelling Costs	\$1,447	\$52,124
Rental Costs	\$3,214	\$115,786
Other Lodging	\$850	\$30,634

Household Operations (2017)

Household Operations (2022)



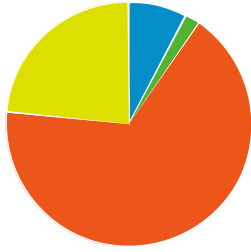
	\$ PER HOUSEHOLD	TOTAL \$000'S
Total	\$1,364	\$47,894
Babysitting And Elderly Care	\$405	\$14,230
Household Services	\$178	\$6,275
Alimony And Child Support	\$232	\$8,155
Household Supplies	\$547	\$19,234



	\$ PER HOUSEHOLD	TOTAL \$000'S
Total	\$1,592	\$57,339
Babysitting And Elderly Care	\$471	\$16,974
Household Services	\$208	\$7,523
Alimony And Child Support	\$272	\$9,805
Household Supplies	\$639	\$23,036

Personal Care (2017)

Personal Care (2022)



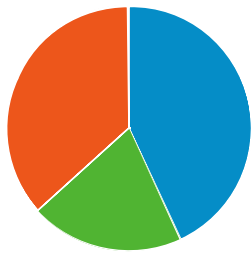
	\$ PER HOUSEHOLD	TOTAL \$000'S
Total	\$649	\$22,789
Hair Care	\$50	\$1,776
Electric Personal Care Appliances	\$12	\$449
Personal Care Services	\$434	\$15,239
Personal Care Products	\$151	\$5,325

Utilities (2017)



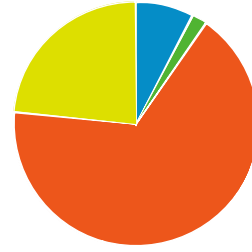
	\$ PER HOUSEHOLD	TOTAL \$000'S
Total	\$3,835	\$134,664
Natural Gas	\$406	\$14,271
Electricity	\$1,460	\$51,286
Fuel Oil And Other Fuels	\$139	\$4,887
Telephone Service	\$1,308	\$45,924
Other Utilities	\$521	\$18,297

Reading (2017)



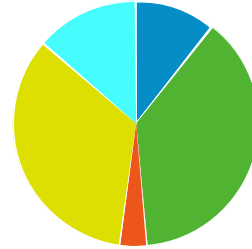
	\$ PER HOUSEHOLD	TOTAL \$000'S
Total	\$110	\$3,886
Newspapers	\$47	\$1,669
Magazines	\$22	\$796
Books	\$40	\$1,421

Tobacco (2017)



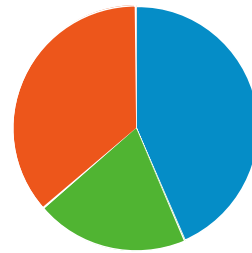
	\$ PER HOUSEHOLD	TOTAL \$000'S
Total	\$730	\$26,301
Hair Care	\$56	\$2,050
Electric Personal Care Appliances	\$14	\$519
Personal Care Services	\$488	\$17,587
Personal Care Products	\$170	\$6,146

Utilities (2022)



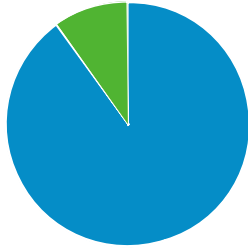
	\$ PER HOUSEHOLD	TOTAL \$000'S
Total	\$4,220	\$151,993
Natural Gas	\$450	\$16,224
Electricity	\$1,598	\$57,554
Fuel Oil And Other Fuels	\$153	\$5,537
Telephone Service	\$1,441	\$51,910
Other Utilities	\$576	\$20,768

Reading (2022)



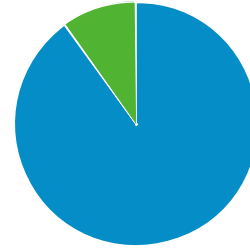
	\$ PER HOUSEHOLD	TOTAL \$000'S
Total	\$125	\$4,529
Newspapers	\$54	\$1,946
Magazines	\$25	\$928
Books	\$45	\$1,656

Tobacco (2022)



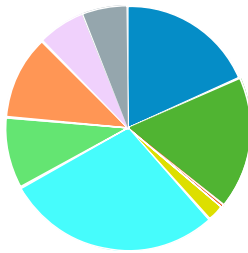
	\$ PER HOUSEHOLD	TOTAL \$000'S
Total	\$324	\$11,408
Cigarettes	\$292	\$10,266
Other Tobacco Products	\$32	\$1,142

Transportation (2017)



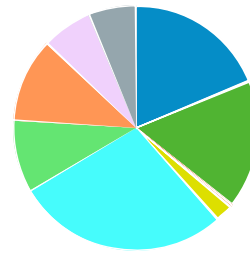
	\$ PER HOUSEHOLD	TOTAL \$000'S
Total	\$344	\$12,411
Cigarettes	\$310	\$11,169
Other Tobacco Products	\$34	\$1,243

Transportation (2022)



	\$ PER HOUSEHOLD	TOTAL \$000'S
Total	\$9,559	\$335,626
New Vehicle Purchase	\$1,752	\$61,526
Used Vehicle Purchase	\$1,666	\$58,494
Motorcycles (New And Used)	\$40	\$1,430
Vehicle Finance Charges	\$219	\$7,714
Gasoline And Oil	\$2,720	\$95,521
Vehicle Repair And Maintenance	\$907	\$31,875
Vehicle Insurance	\$1,073	\$37,702
Public Transportation	\$596	\$20,925
Other Transportation Costs	\$582	\$20,438

Health Care (2017)



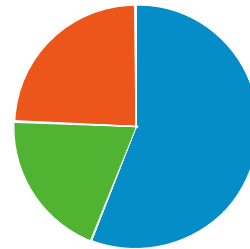
	\$ PER HOUSEHOLD	TOTAL \$000'S
Total	\$10,660	\$383,966
New Vehicle Purchase	\$2,008	\$72,337
Used Vehicle Purchase	\$1,801	\$64,893
Motorcycles (New And Used)	\$45	\$1,633
Vehicle Finance Charges	\$243	\$8,767
Gasoline And Oil	\$2,990	\$107,700
Vehicle Repair And Maintenance	\$1,010	\$36,398
Vehicle Insurance	\$1,189	\$42,839
Public Transportation	\$700	\$25,225
Other Transportation Costs	\$671	\$24,174

Health Care (2022)



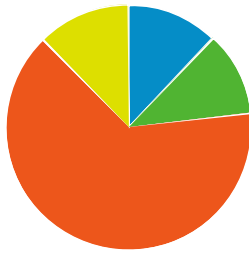
	\$ PER HOUSEHOLD	TOTAL \$000'S
Total	\$4,118	\$144,602
Health Care Insurance	\$2,305	\$80,939
Health Care Services	\$814	\$28,585
Health Care Supplies And Equipment	\$999	\$35,078

Miscellaneous Expenses (2017)



	\$ PER HOUSEHOLD	TOTAL \$000'S
Total	\$4,540	\$163,535
Health Care Insurance	\$2,540	\$91,516
Health Care Services	\$896	\$32,285
Health Care Supplies And Equipment	\$1,103	\$39,735

Miscellaneous Expenses (2022)



	\$ PER HOUSEHOLD	TOTAL \$000'S
Total	\$747	\$26,255
Legal And Accounting	\$90	\$3,179
Funeral And Cemetery	\$83	\$2,928
Finance Charges Excluding Mortgage And Vehicle	\$481	\$16,888
Other Miscellaneous Expenses	\$92	\$3,259

Personal Insurance (2017)

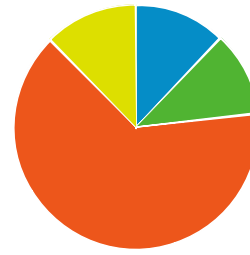
	\$ PER HOUSEHOLD	TOTAL \$000'S
		\$354

Contributions (2017)

	\$ PER HOUSEHOLD	TOTAL \$000'S
		\$2,056

Retail Potential (2017)

	\$ PER HOUSEHOLD	TOTAL \$000'S
New Car Dealers	\$3,476	\$122,037
User Car Dealers	\$207	\$7,296
Recreational Vehicle Dealers	\$10	\$376
Motorcycle and Boat Dealers	\$149	\$5,237
Auto Parts and Accessories	\$539	\$18,942
Tire Dealers	\$245	\$8,634
Furniture Stores	\$332	\$11,684
Floor Covering Stores	\$119	\$4,201
Other Home Furnishing Stores	\$111	\$3,927
Appliances and Electronics Stores	\$774	\$27,191
Computer Stores	\$1,371	\$48,167
Camera and Photography Stores	\$89	\$3,159
Hardware Stores	\$182	\$6,401
Paint and Wallpaper Stores	\$16	\$587
Home Centers	\$405	\$14,222
Other Building Materials Stores	\$486	\$17,065
Outdoor Power Equipment Stores	\$15	\$538
Nursery and Garden Stores	\$122	\$4,287
Grocery Stores	\$5,678	\$199,373
Convenience Stores	\$240	\$8,453
Meat Markets	\$58	\$2,050
Fish and Seafood Markets	\$13	\$484
Fruit and Vegetable Markets	\$27	\$965
Other Specialty Food Markets	\$43	\$1,510
Liquor Stores	\$132	\$4,667
Pharmacy and Drug Stores	\$1,196	\$41,995
Costmetics and Beauty Stores	\$51	\$1,796
Optical Goods Stores	\$124	\$4,372
Other Health and Personal Care Stores	\$97	\$3,411



	\$ PER HOUSEHOLD	TOTAL \$000'S
Total	\$835	\$30,074
Legal And Accounting	\$101	\$3,643
Funeral And Cemetery	\$93	\$3,367
Finance Charges Excluding Mortgage And Vehicle	\$536	\$19,332
Other Miscellaneous Expenses	\$103	\$3,732

Personal Insurance (2022)

	\$ PER HOUSEHOLD	TOTAL \$000'S
		\$415

Contributions (2022)

	\$ PER HOUSEHOLD	TOTAL \$000'S
		\$2,448

Gasoline Stations with Convenience Stores	\$904	\$31,760
Gasoline Stations without Convenience Stores	\$149	\$5,236
Men's Clothing Stores	\$49	\$1,753
Women's Clothing Stores	\$159	\$5,593
Childrens' and Infant's Clothing Stores	\$88	\$3,107
Family Clothing Stores	\$335	\$11,785
Clothing Accessory Stores	\$17	\$624
Other Apparel Stores	\$39	\$1,404
Shoe Stores	\$111	\$3,906
Jewelry Stores	\$211	\$7,421
Luggage Stores	\$198	\$6,977
Sporting Goods Stores	\$150	\$5,280
Hobby, Toy, and Game Stores	\$44	\$1,567
Sewing and Needlecraft Stores	\$16	\$587
Musical Instrument Stores	\$35	\$1,254
Book Stores	\$321	\$11,295
Record,Tape,and CD Stores	\$84	\$2,975
Department Stores	\$2,646	\$92,927
Warehouse Superstores	\$1,142	\$40,115
Other General Merchandise Stores	\$317	\$11,150
Florists	\$25	\$907
Office and Stationary Stores	\$238	\$8,356
Gift and Souvenir Stores	\$77	\$2,728
Used Merchandise Stores	\$51	\$1,797
Pet and Pet Supply Stores	\$105	\$3,696
Art Dealers	\$9	\$341
Mobile Home Dealers	\$0	\$16
Other Miscellaneous Retail Stores	\$105	\$3,689
Mail Order and Catalog Stores	\$1,905	\$66,892
Vending Machines	\$83	\$2,921
Fuel Dealers	\$343	\$12,062
Other Direct Selling Establishments	\$171	\$6,035
Hotels and Other Travel Accomodations	\$127	\$4,489
RV Parks	\$2	\$73
Rooming and Boarding Houses	\$0	\$34
Full Service Restaurants	\$859	\$30,191
Limited Service Restaurants	\$853	\$29,977
Special Food Services and Catering	\$143	\$5,036
Drinking Places	\$77	\$2,711

Source: Applied Geographic Solutions, 2017